

CFX: Finding Just the Right Examples for CS1

Dale Reed, Sam John, Ryan Aviles, and Feihong Hsu
Department of Computer Science
851 S. Morgan St. (MC 152)
Chicago, IL 60607
(312) 413-9478

reed@uic.edu, sjohn@cs.uic.edu, ravile3@uic.edu, fhsu@cs.uic.edu

ABSTRACT

Finding just the right example to answer a question can be difficult for CS1 students and teachers. For this to work well there must be an intuitive interface coupled to an appropriate set of focused examples. The examples then provide the scaffolding to enable students' discovery. CFX (See *For eXample*) provides the needed easy-to-use web based interface.

A small pilot study showed that students using CFX could find answers to their programming questions in roughly half the time it took using a textbook. Freely distributed as open source software under the GNU General Public License [4], CFX can be used as a database authoring tool to capture a set of examples. Once the content is established, the interface as well as the data can be automatically exported to a standalone dynamic interface, using static, non-database content.

The development of this system has been sponsored in part by NSF's CCLI program, with sample content developed in conjunction with McGraw-Hill.

Categories and Subject Descriptors

D.3.3 [Programming Languages]: Language Constructs and Features – *Control structures, Input/output, Procedures, functions, and subroutines, Classes and objects, Data types and structures.*

General Terms

Algorithms, Design, Human Factors, Languages.

Keywords

CS1, Programming Examples

Permission to make digital or hard copies of all or part of this work for personal or classroom use is granted without fee provided that copies are not made or distributed for profit or commercial advantage and that copies bear this notice and the full citation on the first page. To copy otherwise, or republish, to post on servers or to redistribute to lists, requires prior specific permission and/or a fee.

SIGCSE'04, March 3–7, 2004, Norfolk, Virginia, USA.
COPYRIGHT 2004 ACM 1-58113-798-2/04/0003...\$5.00.

1. INTRODUCTION

Einstein once said: "Example isn't another way to teach, it is the only way to teach." The problem in Computer Science is finding just the right example to answer a question. For this to work well there must be both an intuitive interface, as well as the right content. CFX (See *For eXample*) is a system providing the interface. A sample databank has been developed in conjunction with McGraw-Hill.

Recently CS textbook publisher hosted a gathering of CS1 teachers to discuss what resources they would like to have available*. One of the top requests was to have a good set of examples to supplement their texts. While it is fairly easy to come up with an example, it is difficult to come up with just the right set of examples that pedagogically provide the scaffolding to enable students' discovery. Those examples are out there on the web, however sifting through all the examples to find them is difficult. This is especially true for CS1 students, as they lack the context to know what level of detail is meaningful. For instance, the Google search string "C++ Programming 'for loop'" yields about 21,000 hits. CFX provides a framework into which a large set of examples can be made readily usable.

Once a set of examples has been written or gathered, they need to be made accessible to students. If there are more than 20 or 30 examples, organizing them in web pages becomes problematic. A database back-end to a set of examples yields a much more flexible environment, both for creating the examples as well as retrieving them. The database approach allows users to suggest their own examples, in addition to allowing collaborative development of an example bank.

2. THE PROBLEM AND THE SOLUTION

Having just the right set of examples easily available can be a problem from different perspectives. *Teachers* would like to have additional examples to accompany concepts presented in textbooks. *Students* can't easily access electronic versions of

* Personal communication 5/13/2003 from Kelly Lowery, Editor, Computer Science and General Engineering, McGraw-Hill Higher Education, 1333 Burr Ridge Parkway, Burr Ridge, IL 60527.

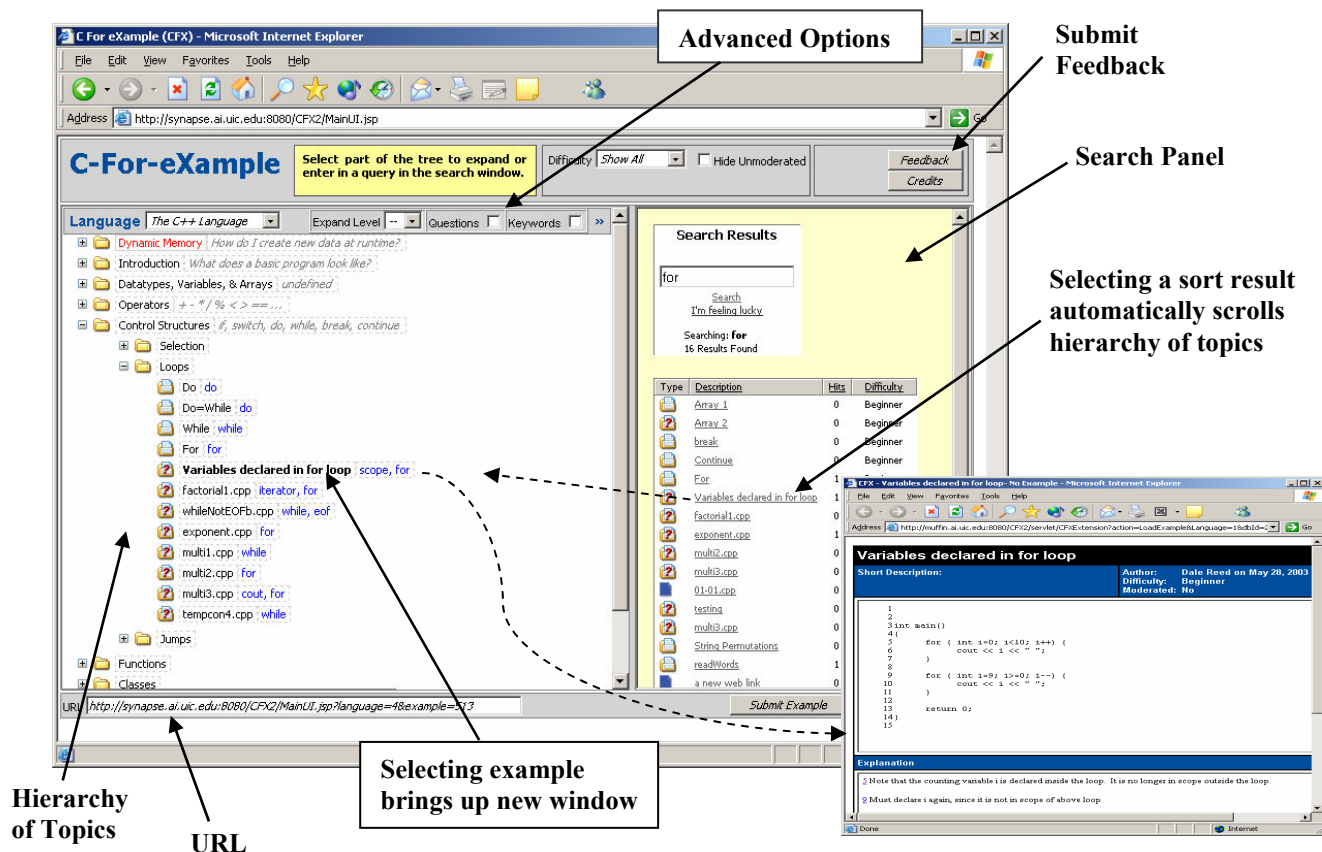


Figure 1: Main Interface

textbook sample programs. As part of discovery learning, students often can't find just the right example to answer programming questions. *Textbook authors and publishers*, short of creating a customized web page, find it difficult to place textbook examples into an intuitive web-based interface.

Textbook authors and publishers typically currently offer copies of their books' sample programs as zip archives on the books' web sites. The files inside the archive are themselves organized as a hierarchy of directories, each named after the corresponding chapter. Using these examples requires going back and forth between the textbook sections and the directory hierarchy, with no interface for a more intuitive search of these examples.

Recently Addison Wesley developed a web-based programming portal called CodeMate, that allows access to contents of its programming textbooks, allows compiling and running programs from within its environment, and gives access to the examples in its books. Even with all the richness of content, what is lacking is still an intuitive interface to find a particular example, as examples are organized in a book chapter hierarchy.

CFX provides a database-backed easy-to-use tool to build the example bank, either one example at a time or by directly importing a file hierarchy of examples. Once the examples are in the system, the CFX browser-based interface gives contextual search using keywords. CFX can then generate a non-database standalone version with a dynamic interface (using Javascript

and HTML), based on static content. This gives a standalone interface with the functionality of a database search.

For textbook publishers this standalone interface can be added as a single directory hierarchy of HTML files to the current textbook examples zip archive, providing students and teachers with an elegant keyword-searchable interface to rich content, while losing nothing from the existing presentation of examples.

Finding just the right example is even more powerful from a discovery learning point of view when an example base of approximately 200 examples[†] is built in addition to those examples presented in a textbook. These additional examples could be incrementally added by the instructor or by the textbook publisher, as has been done with CFX for Java examples by McGraw-Hill[‡].

[†] The CodeLab system from Turing's Craft (<http://www.turingscraft.com/>) as of Spring 2002 has about 230 examples per language. Though perhaps coincidental, this number coincides with the author's experience of the number of examples that seems to be appropriate.

[‡] Working with an established textbook publisher gives the CFX example-base a wide audience, as McGraw-Hill hopes to sell 30,000 introductory Java textbooks worldwide this year.

3. THE CFX INTERFACE

In the main interface window shown in **Figure 1**, the hierarchy of topics on the left shows the main topics for the C++ Language. Topics are expanded and contracted simply by clicking on them. In the particular case shown in **Figure 1** the “Control Structures” topic has been expanded, and within “Control Structures” The “Loops” subtopic has been further expanded, showing 12 examples. Selecting one of these examples, for instance the 3rd one down titled “Variables declared in for loop” opens up a new window displaying this example. At the bottom left is the URL text box, which gives a URL to the current screen configuration. This allows an instructor to paste this URL as a link into a curriculum web page somewhere else, where selecting this link brings up the page as-is. On the right hand side is the search panel, where users can type in keywords, such as “for,” or “output.” The use of the search window is discussed later.

At the upper right is the submit *Feedback* button that allows users to submit questions that they were not able to answer using CFX. Examples can be submitted by anyone, however they are marked as “unmoderated” until an administrator changes them to “moderated.” Additionally, examples can be assigned a difficulty level. The top title bar inside the interface (**Figure 2a**) includes a drop-down box to select the difficulty level to display, as well as a check box to indicate whether or not unmoderated examples should be shown.

At the top of the examples hierarchy tree is a set of options to control what is displayed and how it is displayed (**Figure 2b**).

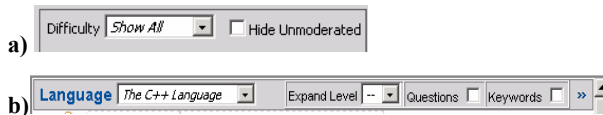


Figure 2: Advanced Options

The textbox at the left in **Figure 2b** allows selecting which language (or book or class) is to be used. Since multiple languages can be presented, CFX can be a tool to help students become proficient code *readers* or to learn a second language. The other three determine the appearance of the tree. An overall tree expand level can be chosen (none, All, or 1 through 9). Toggling “Questions” hides the descriptions or questions in the outline, labeled in **Figure 3**. Similarly toggling “Keywords” hides the keywords associated with each example. In the right-hand column shown in **Figure 4** we can arrange the results of a keyword search either by “Difficulty” or “Popularity”. Difficulty is selected when examples are put into the system, while Popularity is determined over time through use of the system.

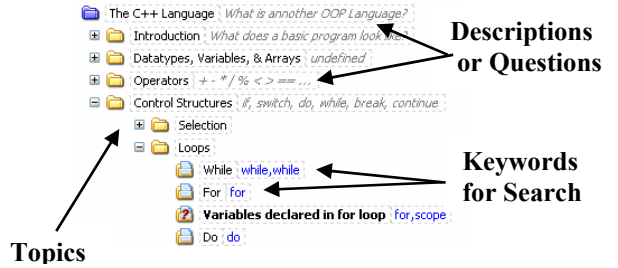


Figure 3: Topics Display Components

Choosing to search on the keyword *for* in the search window as shown in **Figure 1** brings up the search results as shown in **Figure 4**. Selecting an example listed as a search result automatically opens and scrolls the topics hierarchy in the left hand panel to the corresponding location and highlights it, so that example can be opened. Scrolling the tree in this way has the advantage of showing related content. The results in the search panel itself can be sorted by clicking on a column heading, showing the results either in alphabetical order, order by popularity (number of hits), in order by moderated/unmoderated, or by difficulty level.

Type	Description	Hits	Moderated?	Difficulty
Array_1	Array_1	46	yes	Beginner
break	break	18	yes	Beginner
Continue	Continue	18	yes	Beginner
a new web link	a new web link	18	yes	Intermediate
readWords	readWords	16	yes	Intermediate
String Permutations	String Permutations	15	yes	Intermediate
01-01.cpp	01-01.cpp	10	no	Beginner
Array_2	Array_2	9	no	Beginner
Variables declared in for loop	Variables declared in for loop	5	no	Beginner
testing	testing	2	no	Beginner
factorial1.cpp	factorial1.cpp	0	no	Beginner
exponent.cpp	exponent.cpp	0	no	Beginner
multi2.cpp	multi2.cpp	0	no	Beginner
multi3.cpp	multi3.cpp	0	no	Beginner
multi3.cpp	multi3.cpp	0	no	Beginner

Figure 4: Keyword Search Results Sorted by Hits

Part of the password-protected administrator’s interface (Figure 5) is used to edit or create categories, edit or create examples, create entire new hierarchies of topics (languages or books), as well as import and export sets of examples. Of particular interest is the ability to export a static version of the interface, as mentioned earlier.

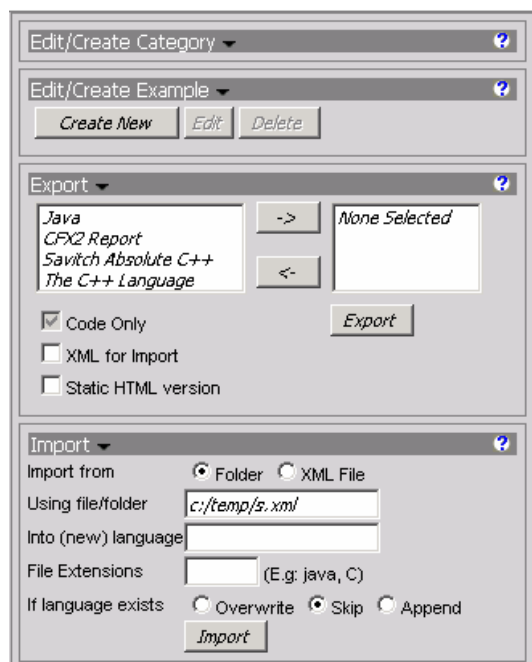


Figure 5: Administrator Interface Component

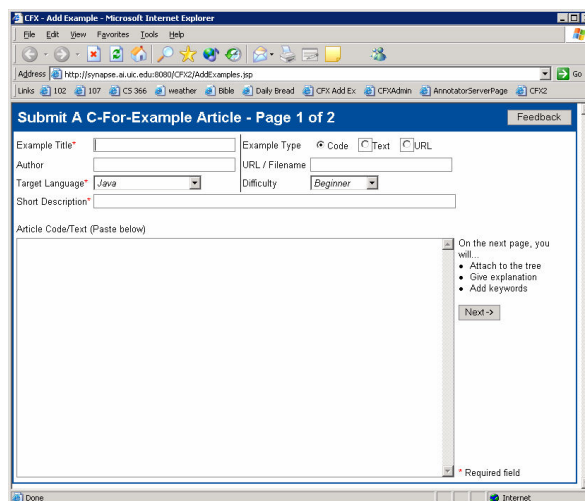
The “Export” bar in Figure 5 shows how a particular language or book set of examples can be selected for exporting. These can be exported as a stand-alone non-database set of html files. Note the interface is built using a client-server system with a database on the back end, however the exported version is then stand-alone on the client, without a server or database required. The static version is identical to the dynamic client-server version, with the exception of the server-side elements (# of hits, submit feedback button, URL textbox). Being able to generate a static version means that it can be listed on textbooks’ home pages, as well as included with a CD or diskette that often accompanies introductory programming texts.

If used as a backup or to share content with another CFX installation, the examples can be exported using XML, which would allow them to later be imported once again into some CFX installation.

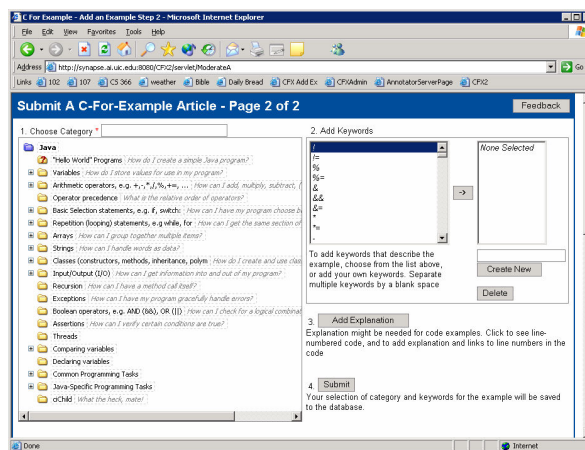
To add an example, the interface in Figure 6a is used. At minimum, an example must include a title, target language, and short description. Then on the following screen (Figure 6b) the destination in the tree and search keywords are specified.

4. RESEARCH BASIS: INTELLECTUAL SCAFFOLDING FOR DISCOVERY LEARNING

Rapidly changing technology as well as research in Cognitive Psychology over the last two decades has given impetus to a pedagogical shift away from teaching a body of expected knowledge to a more process-oriented approach [2]. There has been a move from the behavioral approach of direct instruction



a)



b)

Figure 6: Add Examples Interface

and explicit teaching [5] to the cognitive approach of collaborative [1] and discovery learning. Choosing a set of examples can help overcome the cognitive bottleneck where too few students negotiate the transition from lower-level skills to higher-level skills, from basic rote memorization and re-telling skills to more abstract knowledge synthesizing and transforming skills. Another way to think of this is Robert Gagne’s hierarchy of intellectual skills [3], where recognizing is a lower-order skill than is higher-order rule application. The right web-based application can “instrument” a user’s action by giving higher-order performance while using only a lower-order recognition skill.

For this to be successful within the constraints of a traditional undergraduate introductory programming course the inquiry must be guided, and expertise must be readily available to answer students’ questions by giving appropriate examples. In a large programming class (e.g. over 100 students) it is not feasible for the instructor and the teacher’s assistants to provide detailed answers and examples to each students’ questions. We can, however, capture this expertise and make it available as an

exhaustive set of carefully constructed examples, accessible through the Internet.

Discovery learning is most successful when students have such prerequisite knowledge and undergo some structured experiences. This can come from a textbook as well as from classroom lectures. This baseline of information gives students the vocabulary to ask questions, looking for examples to answer these questions. Searches on the web often are ineffective for the beginning programmer since they lack the perspective to hone their searches. (e.g. Searching in Google for “C Programming Examples” yields many tutorials, but not necessarily sample programs.)

4.1 Web-based Examples vs. Print

The *average* student is often frustrated in trying to find answers in the textbook because after one or two basic examples for each concept, the rest of the information in the book is described textually and not given as examples due to limitations of space. (The *above-average* student *can* handle this level of abstraction.) Texts are meant as a jumping-off point. Reference manuals, on the other hand, require a level of mastery of the subject material usually not present until *after* the course is over (or even several courses). Textbooks that try to cover both bases end up being encyclopedic, where (in the author’s experience) the size of the book is a disincentive to students to read it. This leaves a gap between basic programming texts and reference manuals, where average students try to get their questions answered by asking other people and looking for appropriate examples.

4.2 Comparison of CFX to Textbook Search

A study was done to determine the effectiveness of CFX on students’ ability to find examples. There were two methods used by the 9 students (an admittedly small sample), where the students were timed as to how long it would take for them to find examples for 7 different CS1 topics. The seven topics were: do, break, eof, function parameter, random, dynamic array, linked-list. The traditional method was to have students use their textbook, accompanied by an on-line version of the textbook examples. Note that publishers organize these examples by chapter, so students must use the book as a starting point unless they want to randomly search. The second method used was CFX. Care was taken to make sure each topic could be readily found in both the CFX C++ example base as well as in the programming textbook index. 7 of the 9 students were CS1 students, the other two were CS2 students.

On average, examples were found in 1 minute using CFX, while it took 1 minute 54 seconds (nearly twice the time) for examples to be found using the textbook. Students were given minimal instructions and found CFX to be intuitive and readily accessible.

5. TECHNICAL DETAILS

The system currently requires a client’s use of Internet Explorer (IE) browser for full functionality. On the server, the Tomcat Java servlet engine is used to talk to a MySQL database. The advantage of running with these components is that they are *completely free!* CFX is freely distributed as open source software under the GNU General Public License [4]. We have installed and run CFX on both Windows and Linux platforms, using a wide range of processor speeds and memory configurations. For a windows server a minimum of 384 MB RAM is recommended, with a minimum processor speed of 500 MHz.

6. FUTURE WORK

The current IE browser version reaches the majority of CS1 teachers, students, and textbook authors and publishers, however a client-side Mozilla port would give availability to some other UNIX platforms. The Apache/Tomcat servlet engine and the Mysql database can be painful to install, so some kind of embedded servlet engine and embedded database would simplify installation. Having a language interpreter to allow running and editing examples in place would also be an asset.

7. DOWNLOADS AND ONLINE ACCESS

The source code and installation instructions can be downloaded from <http://logos.cs.uic.edu/cfx> with a site reserved for open-source distribution at <http://cfx.sourceforge.net>. CFX can be accessed online for Java examples at:

<http://synapse.ai.uic.edu:8080/CFX2/MainUI.jsp>

and for C++ examples at:

<http://muffin.ai.uic.edu:8080/CFX2/MainUI.jsp>

8. ACKNOWLEDGMENTS

This material is based in part upon work supported by the National Science Foundation Award #0127299. Any opinions, findings, and conclusions or recommendations expressed in this material are those of the authors and do not necessarily reflect the views of the National Science Foundation.

The Java examples content development and some interface design was sponsored by McGraw-Hill.

9. REFERENCES

- [1] Arends, R.I. (1994). Learning to Teach. (3rd ed.), New York, NY:McGraw Hill, Inc (ch. 11).
- [2] <http://copland.udel.edu/~jconway/EDST666.htm>, 6/5/2001.
- [3] <http://education.indiana.edu/~p540/webcourse/gagne.html>
- [4] <http://www.gnu.org/licenses/gpl.txt>
- [5] Rosenshine, B. (1986). Synthesis of research on explicit teaching, Educational Leadership, April issue, pp. 60 – 69.